

TRAIL GUIDE

Hiking and Biking

JOHNSON COUNTY
KANSAS

Southeast
Johnson County





















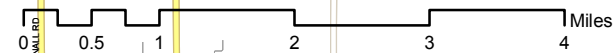
JOHNSON COUNTY
PARK & RECREATION
DISTRICT

www.jcprd.com



Legend

-  Hospitals
-  Trailhead Parking
-  Trail Mile Marker
-  Paved Shared Use Path
-  Paved Walking Trail
-  Hiking Footpath
-  Mtn Bike Trail
-  On-Street Bike Lane
-  Shared Roadway
-  Highways
-  Ramps
-  Primary Roads
-  Primary Unpaved
-  Local Streets
-  County Border
-  Lake
-  Park/Open Space
-  Future Park



March 6, 2015

